


Understand






- Individually, use the following link to help you to identify viable time-saving AND value-add ideas for your roles
 - ⚙️ Either scan the QR code to access a CustomGPT (with an explanation of its instructions)
 - ⚙️ Or do it manually (but do take a look at the custom GPT)
 - ⚙️ Create key 'How Might We ...?' questions (*HMWs*) for generating really creative ideas
- **Will these be HMWs be addressable through what we have been looking at today?***
- Stick up one favoured sail HMW and one anchor HMW on the sails & anchors flipchart (per person)

Ideate



In your groups:

-  Brainstorm ideas for **using AI*** to answer your priority HMW
 - ⚙️ Develop your list of ideas, written neatly (A4 or flipchart, direct or sticky notes)
-  Analyse and improve your list with **AI support***
 - ⚙️ Use the QR code on your phone to access the URLised prompt in ChatGPT
 - ⚙️ Type in your HMW and photograph your list into ChatGPT and hit send
 - ⚙️ Use the AI critique to provoke you to add further ideas
-  Prioritise your favoured ideas:
 - ⚙️ Individually select your top 3, and stick one dot against each
 - ⚙️ Review collectively and rank in order of number of votes

Select



In your groups

- ⚙️ Identify the comparative impact and ease of your ideas
 - ⚙️ Lay those with votes out on the Impact Ease template as sticky notes (in priority order)
 - ⚙️ Use this to determine which you will progress (*it must be feasible this afternoon*)
- ⚙️ Combine your selected ideas with whatever else is required to enable them
 - ⚙️ Combine your selected idea(s) into a minimum viable* solution
 - ⚙️ Ensure you can **prototype the result today using AI***

Prototype



In your group:

- ⚙️ Design your prototype
 - ⚙️ **Use the cards*** and attached sticky notes to define the key components of your prototype
 - ⚙️ Gather the inputs and resources you need to test it out
 - ⚙️ **Develop the prompts*** (or instructions if it is to be a CustomGPT)
- ⚙️ Develop your prototype
- ⚙️ Position yourselves to test the **critical AI components***

Evaluate



In your groups:

- ⚙️ Test how your prototype works:
 - ⚙️ Put in the test data, run the prompt (or Custom GPT) and see what emerges
 - ⚙️ Engage other people's perspectives/reactions where possible
 - ⚙️ Document clearly what worked well (WWW) and areas for improvement (AFI) in the above
- ⚙️ **Gain AI's perspective on the result***
 - ⚙️ Photograph the WWW/AFI and feed the image back into ChatGPT
 - ⚙️ Prompt it for its recommendations based on the original interaction and this feedback
- ⚙️ Use a Solution Effect diagram to explore further implications of your solution
- ⚙️ Decide your next steps beyond this workshop